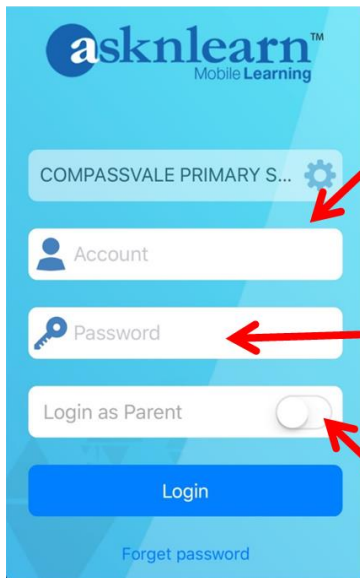


iOS Guide for Asknlearn Messenger

- 1) Download the Asknlearn app from the Apple Store or update to the latest version.



- 2a) (If you are logging in for the **first time**.)



CVPS+ Last 5 digits and letter
of your child's Birth Certificate

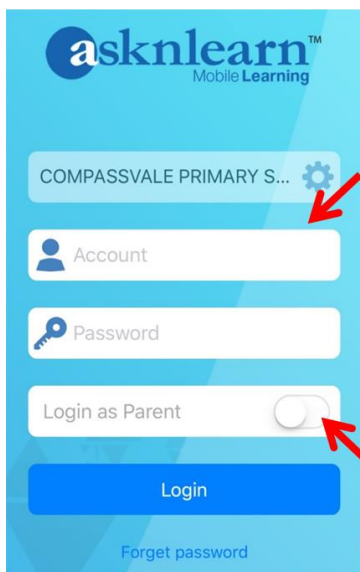
For example: T06[54321A]

Account: CVPS[54321A]

← **Default password: parents**

← **Login as
parent**

- 2b) (If you have logged in previously, please use the password you set.)



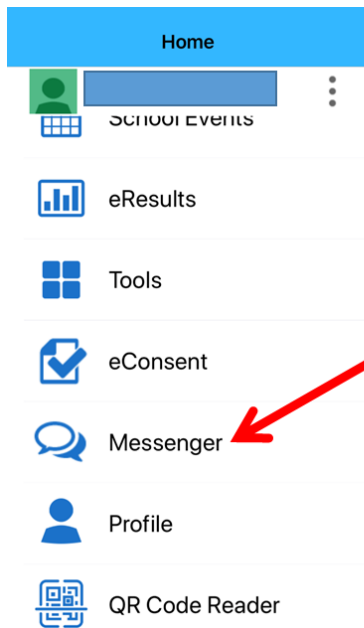
CVPS+ Last 5 digits and letter
of your child's Birth Certificate

For example: T06[54321A]

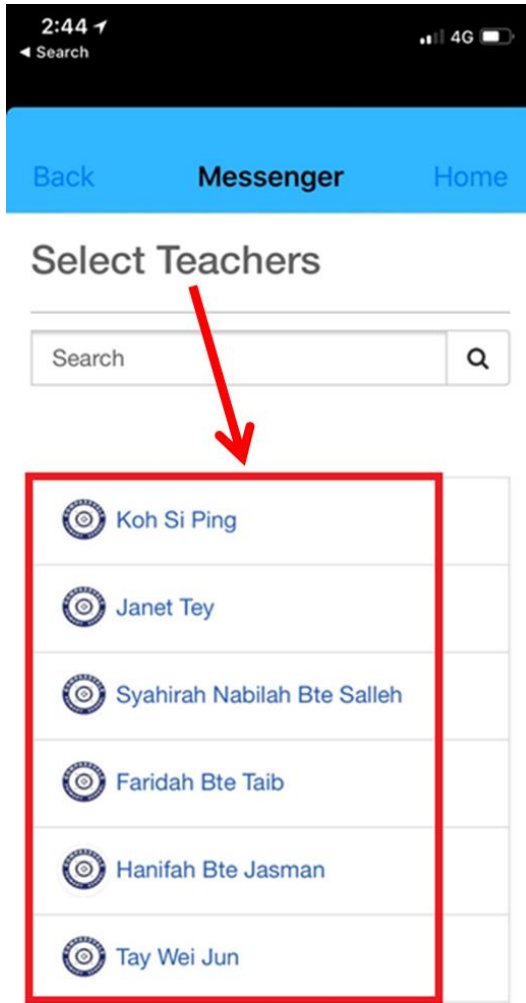
Account: CVPS[54321A]

← **Login as
parent**

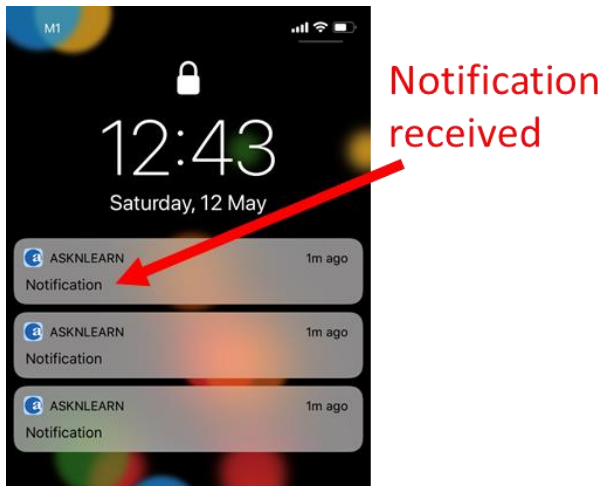
- 3) Scroll downward and click on messenger



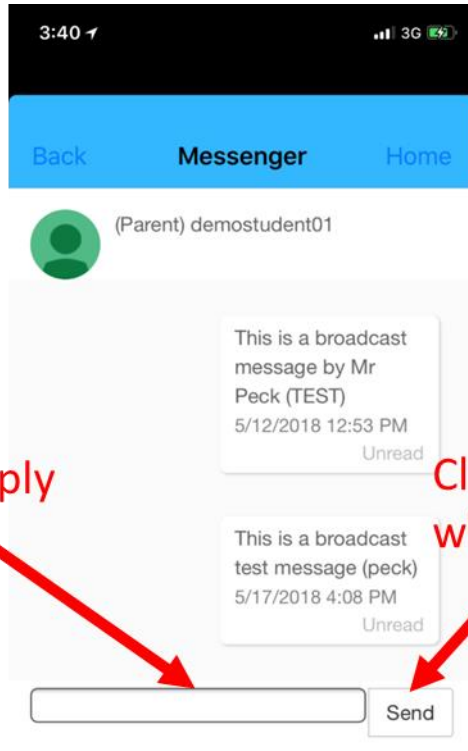
- 4) Select teachers (Only Form teacher, Co-form teacher and subject teachers teaching your child's level will be listed)



5) Notifications received



6) Type your reply



Type your reply

Click 'send' when done