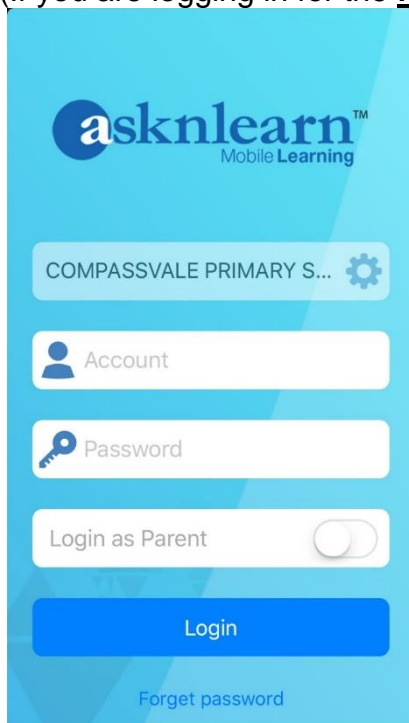


## iOS Guide for Asknlearn Messenger

- 1) Download the Asknlearn app from the Apple Store or update to the latest version.



- 2a) (If you are logging in for the **first time**.)

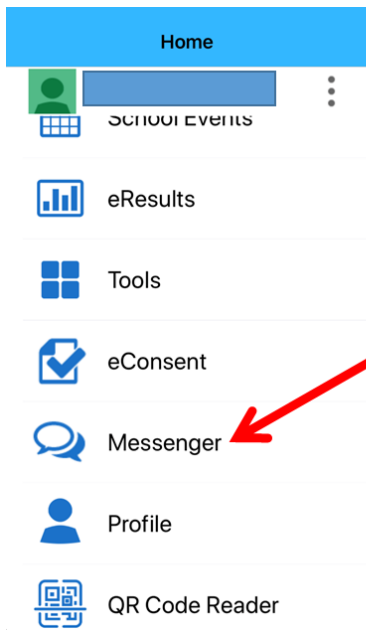


### For Academic Year 2020 – P3/P4/P5/P6 parents,

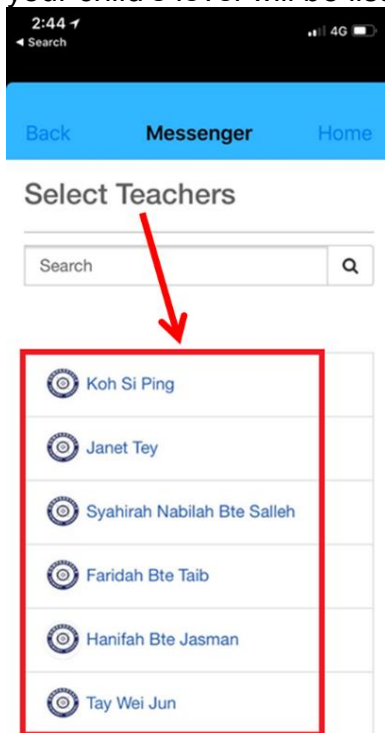
Account = CVPS + Last 5 digits and letter of your child's Birth Certificate. For example: **CVPS54321A**

Password = parents

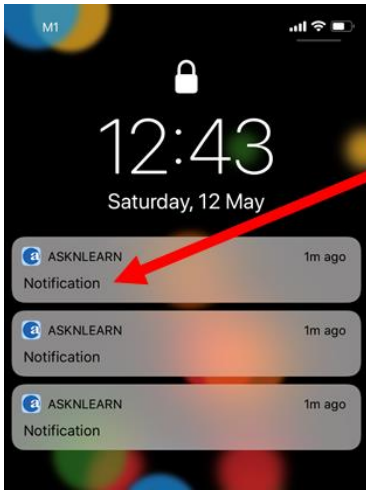
- 2b) (If you have logged in previously, please use the password you set.)
- 3) Scroll downward and click on messenger



- 4) Select teachers (Only Form teacher, Co-form teacher and subject teachers teaching your child's level will be listed)

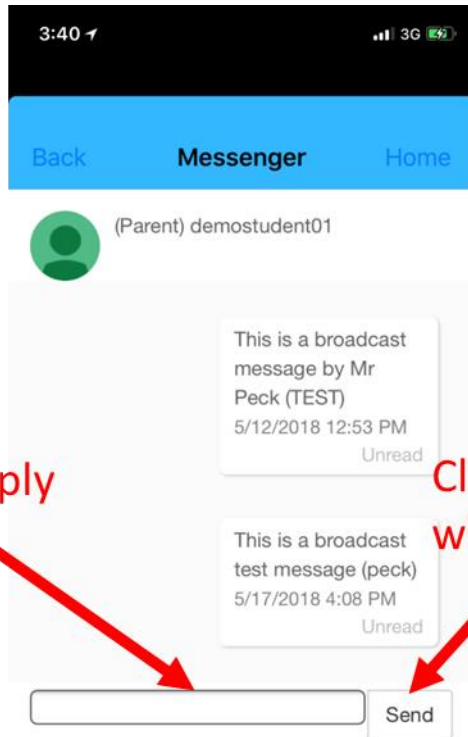


- 5) Notifications received



Notification received

6) Type your reply



Type your reply

Click 'send' when done