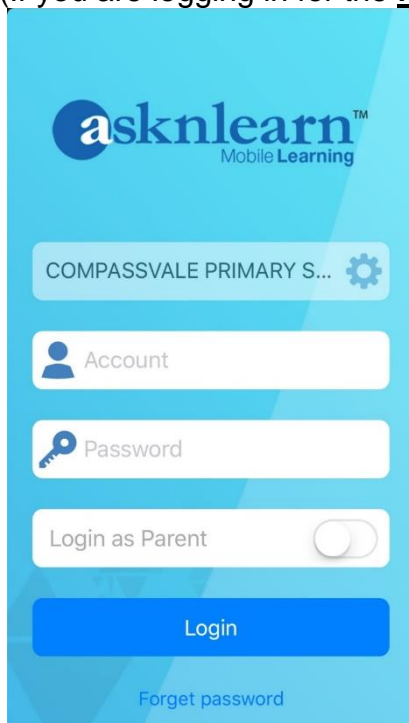


iOS Guide for Asknlearn Messenger

- 1) Download the Asknlearn app from the Apple Store or update to the latest version.



- 2a) (If you are logging in for the **first time**.)



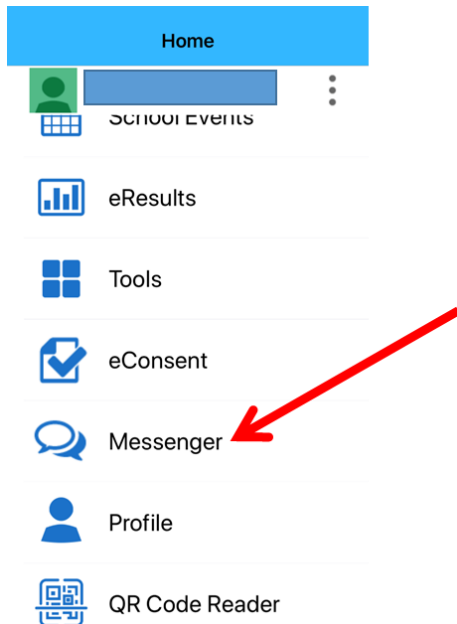
For Academic Year 2020 – P2 parents,

Account = First 5 character of your child's name and last 4 character of your child's Birth Certificate. For example: **ALICE123X**

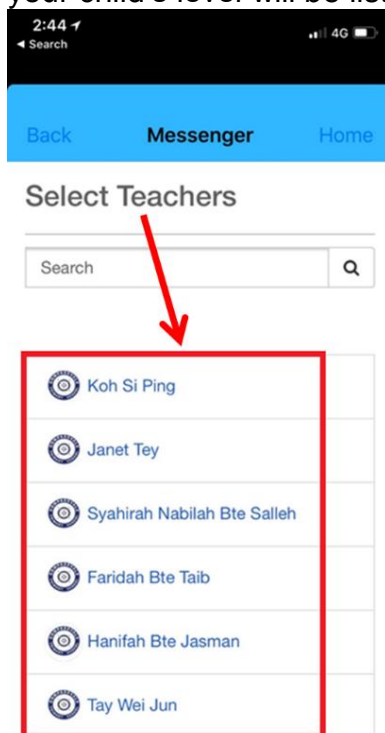
Password = Same as Account. For example: **ALICE123X**

2b) (If you have logged in previously, please use the password you set.)

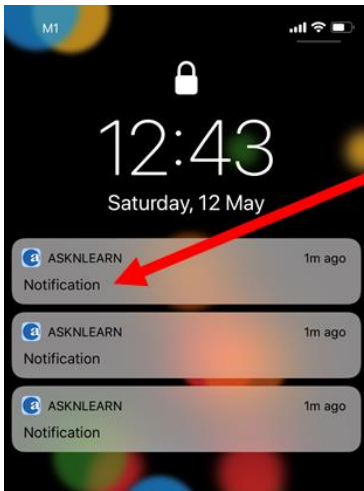
3) Scroll downward and click on messenger



4) Select teachers (Only Form teacher, Co-form teacher and subject teachers teaching your child's level will be listed)

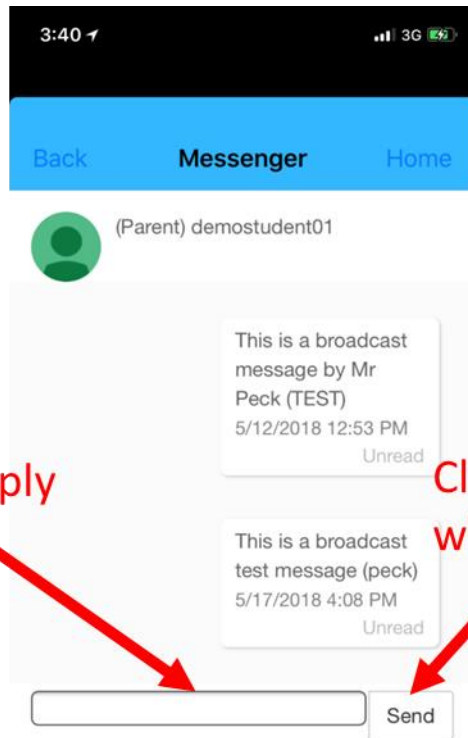


5) Notifications received



Notification received

6) Type your reply



Type your reply

Click 'send' when done